



## **Team Certifications Requirements**

Prepared for:  
**Steering Committee**

Prepared by:  
**Sarah Robinson**  
**February 15, 2019**

# Table of Contents

<b>TABLE OF CONTENTS .....</b>	<b>2</b>
<b>OVERVIEW .....</b>	<b>3</b>
<i>Angular Platform Standards .....</i>	<i>3</i>
<i>Page Header .....</i>	<i>3</i>
<i>Summary Information .....</i>	<i>3</i>
<i>Filters.....</i>	<i>3</i>
<i>Results.....</i>	<i>3</i>
<i>Action.....</i>	<i>5</i>
<i>User Certification Status Design Mockup.....</i>	<i>6</i>

## Overview

Build an Angular page to replace the classic *Department Certification Status* page. The new *Team Certifications* page allows managers to review who on their team has achieved which level of Certification, has Goals assigned, and assign goals accordingly.

### Angular Platform Standards

See document on Sharepoint here: <https://sharepoint.colatitude.com/Shared%20Documents/Forms/AllItems1.aspx?RootFolder=%2fShared%20Documents%2fLMS%20Team%20Documents&FolderCTID=&View=%7bED715CC1-B382-48EC-A0DF-7504EDCE9693%7d>

### Page Header

Title: Team Certifications

Icon: graduation cap

### Summary Information

Total Assigned: Sum total from results table the number of Certification/Curriculum goals in "Assigned" status

Total Achieved: Sum total from results table the number of Certification/Curriculum transcripts in "Achieved" status

### Filters

The following filters allow managers to tailor certification results list. All filters are applied by default with the values defined below, depending on which Reporting Hierarchy is enabled. Type-ahead menus only return active records in list, and apply first match on page load.

- Organization > In Exact Organization, Not In Exact Organization, In Hierarchy, Not In Hierarchy > Organization Name, Code
- Position Group > Is, Isn't > Position Group Name
- Program > Is, Isn't > Program Name, Program
- User > Is, Isn't, Directly Reports To, Reports Up To > Username, first name, last name

Depending on which Reporting Hierarchy is enabled, one of the following two filters are applied as default.

- A. **Position Code:** Organization > In Exact Organization > [logged-in location]
- B. **Person-to-Person:** User > Directly Reports To > [logged in user]

### Results

Displays table with a row for each certification/curriculum returned by filters. Each certification row will display the number of associated goals assigned and number of transcripts achieved.

- A. Column 1: Icon (graduation-cap), Certification Name, Certification Level (if greater than 0)
  - Certification Name will link to Certification Details page in new tab
  - Click icon to expand Training Details described below.
- B. Column 2: Goals Assigned = Number of goals assigned to users in team
- C. Column 3: Achieved = Number of achieved transcripts across team

**Training Detail** – Click certification icon to see the list of users with the certification Assigned as goal, their Certification Progress, and who has Achieved it.

- Column 1: First Name, Last Name, Username
- Column 2: Assigned – display the target icon for users who have the certification listed on their *My Goals* page. Hover text = Date Assigned
- Column 3: Certification Progress – See how to calculate progress bar below. Click graph to open “User Certification Status” modal described below.
- Column 4: Achieved – display check icon for users who have valid certification transcript listed in their *Training History > Completed* tab. Hover text = Date Achieved

	Assigned	Certification Progress	Achieved
Daniel Roberts DemoRobinson		100%	✓
Denver AdminRole DENVERADMIN2017	🎯	70%	
Michael Cera FRENCH_12915	🎯	100%	✓

- B. **Certification Progress** bar displays percent complete according to the number of rules user has met out of total rules required. The goal here is to show continual progress as user meets each rule requirement, always reflecting their highest achievements within the rule set. Start from the bottom and work up the rule chain to determine “Progress” percent complete: Generic Rule average → Primary Rule average → Certification percent complete
  - Calculate percent complete for **Generic Rules** based on type:
    - Completion – Number of requirements met/total number
    - Elective –
      - Number of Requirements Completed: Number of requirements met/X
      - Credits Passed: Number of course credits met/Y
    - Department Objective –
      - Percentage: Do NOT calculate percentage complete, credit is all or nothing (0 or 1) at this level.
      - Count: Number met/Z
    - Individual Performance – Do NOT calculate percentage complete, credit is all or nothing (0 or 1) at this level.

- Location Performance – Do NOT calculate percentage complete, credit is all or nothing (0 or 1) at this level.
- Top Performance – Do NOT calculate percentage complete, credit is all or nothing (0 or 1) at this level.
- Each **Primary Rule** holds equal weight for certification completion.
  - One Of: Average the percent of all Generic Rules, display highest percentage complete
  - All Of: Average the percent complete of each Generic rule, display results
  - Assume a Certification that requires five Primary rules. Progress bar will move 20% for each Primary rule Met.
    - One Of = Highest percentage complete
    - All Of = Average of Generic Rule percentage
- Met all rules = 100% Complete

## Action

**Add Goal** – Button display will depend on LMS Information page “Set Team Goals” flag. When enabled, opens *Assign Goals* tool with selected Certification prepopulated on “Training Goals” step.

**User Certification Status** – Click “Certification Progress” bar to open modal window. (Replaces classic page: /certification/user/cert\_view\_status.aspx)

- A. Rules user has met should be collapsed with green check icon. Can be expanded for detail.
- B. Rules user has not met should be expanded by default, providing to-do list
- C. Course records in list should display and behave same as *Courses To Complete* page.
  - Click Course icon to expand quick view
  - Course Name to open Course Details page in new tab
- D. See design mockup below.

## User Certification Status Design Mockup

### Certification Status: Dan Gilbert ✕


---

✓ Gold Technician Required Courses ▼
Complete all of the following

---

Gold Technician Elective Courses ^
Complete 4 credit(s)

---




**Building Blocks of an Organization**

Launched

1 Credit(s)

Code: ADM202  
 Type: eLearning  
 Duration: 7 Hours  
 Tuition: USD0.00


---



**Introduction to Engines**

Pass


2 Credit(s)



**Introduction to Servicing Sandbox Vehicles**

On Interest List

4 Credit(s)



**Advanced Electronics**

On Interest List

1 Credit(s)

---

Gold Technician Department Goal ^
Meet department objectives

---

Position Group	Min. Certification/Curriculum	Current
Technicians	Electric Foundations	0 of 5